

# Human OX40 Ligand/TNFSF4 Protein

Cat. No. OXL-HM240

## Description

<b>Source</b>	Recombinant Human OX40 Ligand/TNFSF4 Protein is expressed from HEK293 with hFc tag at the N-terminus. It contains Gln51-Leu183.
<b>Accession</b>	P23510-1
<b>Molecular Weight</b>	The protein has a predicted MW of 40.95 kDa. Due to glycosylation, the protein migrates to 50-60 kDa based on Bis-Tris PAGE result.
<b>Endotoxin</b>	Less than 1EU per µg by the LAL method.
<b>Purity</b>	> 95% as determined by Bis-Tris PAGE > 95% as determined by HPLC

## Formulation and Storage


<b>Formulation</b>	Lyophilized from 0.22 µm filtered solution in PBS (pH 7.4). Normally 8% trehalose is added as protectant before lyophilization.
<b>Reconstitution</b>	Centrifuge the tube before opening. Reconstituting to a concentration more than 100 µg/ml is recommended. Dissolve the lyophilized protein in distilled water.
<b>Storage</b>	-20 to -80°C for 12 months as supplied from date of receipt. -80°C for 3 months after reconstitution. Recommend to aliquot the protein into smaller quantities for optimal storage. Please minimize freeze-thaw cycles.

## Background

Tumor necrosis factor ligand superfamily member 4 (TNFSF4) is also known as glycoprotein Gp34, OX40 ligand (OX40L), which belongs to the tumor necrosis factor family. It is expressed on such cells as DC2s (a subtype of dendritic cells) enabling amplification of Th2 cell differentiation.

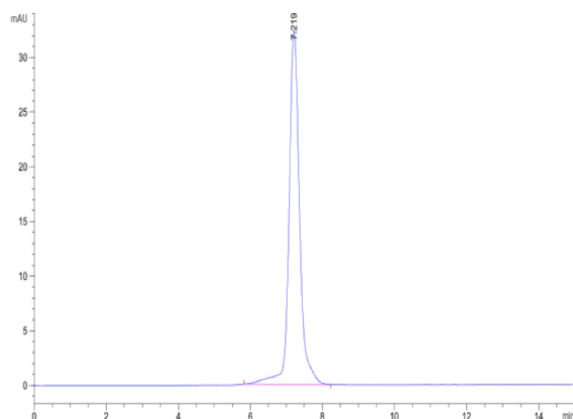
## Assay Data

### Bis-Tris PAGE



Human OX40 Ligand on Bis-Tris PAGE under reduced condition. The purity is greater than 95%.

### SEC-HPLC



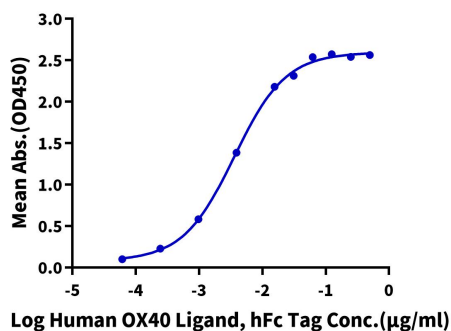
The purity of Human OX40 Ligand is greater than 95% as determined by SEC-HPLC.

Assay Data

ELISA Data

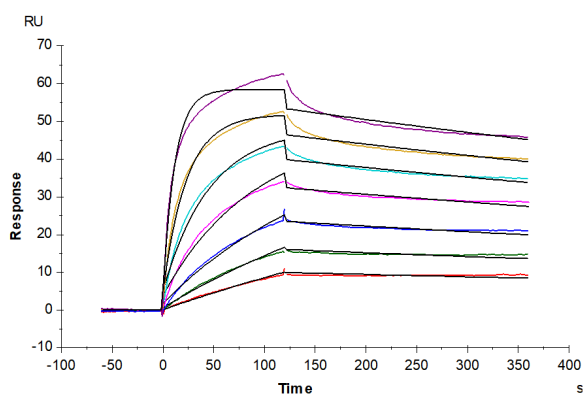
Human OX40 Ligand, hFc Tag ELISA

0.2µg Human OX40, His Tag Per Well



Immobilized Human OX40, His Tag at 2µg/ml (100µl/well) on the plate. Dose response curve for Human OX40 Ligand, hFc Tag with the EC50 of 3.6ng/ml determined by ELISA (QC Test).

SPR Data



Human OX40, His-Avi Tag captured on CM5 Chip via Anti-His Antibody can bind Human OX40 Ligand, hFc Tag with an affinity constant of 4.17 nM as determined in SPR assay (Biacore T200).